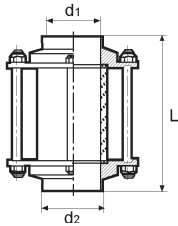


8000 S/S

Lanterne Inox poli | Kijkglas inox

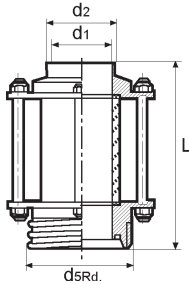


Inox 316L Poli/Gepolijst

NW/DN	10	15	20	25	32	40	50	65	80	100	125	150
d1	10	16	20	26	32	38	50	66	81	100	125	150
d2	14	20	24	31	37	43	55	72	87	106	129	154
L	88	88	88	92	103	110	126	142	142	180	202	216

8010 G/S

Lanterne Inox poli | Kijkglas inox

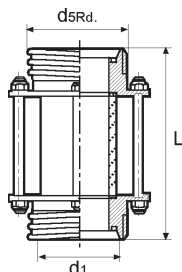


Inox 316L Poli/Gepolijst

NW/DN	10	15	20	25	32	40	50	65	80	100	125	150
d1	10	16	20	26	32	38	50	66	81	100	125	150
d2	14	20	24	31	37	43	55	72	87	106	129	154
d5Rd	28x1/8"	34x1/8"	44x1/6"	52x1/6"	58x1/6"	65x1/6"	78x1/6"	95x1/6"	110x1/4"	130x1/4"	160x1/4"	190x1/4"
L	105	105	106	102	113	122	136	155	162	200	236	253

8011 G/G

Lanterne Inox poli | Kijkglas inox

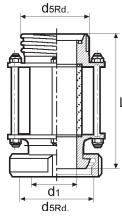


Inox 316L Poli/Gepolijst

NW/DN	10	15	20	25	32	40	50	65	80	100	125	150
d1	10	16	20	26	32	38	50	66	81	100	125	150
d5Rd	28x1/8"	34x1/8"	44x1/6"	52x1/6"	58x1/6"	65x1/6"	78x1/6"	95x1/6"	110x1/4"	130x1/4"	160x1/4"	190x1/4"
L	122	122	124	116	126	134	149	170	184	221	270	290

8013 G/KM

Lanterne Inox poli | Kijkglas inox



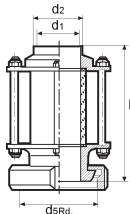
Inox 316L Poli/Gepolijst



NW/DN	10	15	20	25	32	40	50	65	80	100	125	150
d1	10	16	20	26	32	38	50	66	81	100	125	150
d5Rd	28x1/8"	34x1/8"	44x1/6"	52x1/6"	58x1/6"	65x1/6"	78x1/6"	95x1/6"	110x1/4"	130x1/4"	160x1/4"	190x1/4"
L	122	122	124	124	139	147	165	187	199	244	270	290

8030 KM/S

Lanterne Inox poli | Kijkglas inox

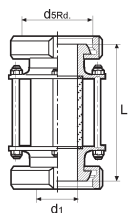


Inox 316L Poli/Gepolijst

NW/DN	10	15	20	25	32	40	50	65	80	100	125	150
d1				26	32	38	50	66	81	100		
d2				31	37	43	55	72	87	106		
d5Rd				52x1/6"	58x1/6"	65x1/6"	78x1/6"	95x1/6"	110x1/4"	130x1/4"		
L				112	128	136	154	174	179	224		

8033 KM/KM

Lanterne Inox poli | Kijkglas inox



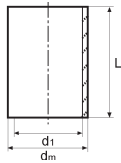
Inox 316L Poli/Gepolijst



NW/DN	10	15	20	25	32	40	50	65	80	100	125	150
d1				26	32	38	50	66	81	100		
d5Rd				52x1/6"	58x1/6"	65x1/6"	78x1/6"	95x1/6"	110x1/4"	130x1/4"		
L				132	152	160	181	204	214	267		

8040

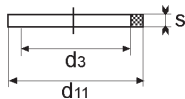
Verre de lanterne | Glas voor kijkglas



NW/DN	10	15	20	25	32	40	50	65	80	100	125	150
d1	10	17	20	26,4	33,6	43,6	51,6	66,6	80	105	126	152
dm	15	22	26	32	40	50	60	75	90	115	140	170
L	60	60	60	60	70	70	85	100	100	135	135	160

8041

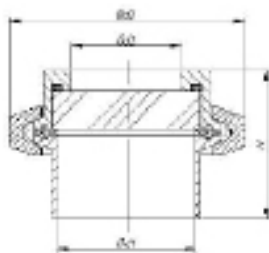
Joint de lanterne | Dichting voor kijkglas



NW/DN	10	15	20	25	32	40	50	65	80	100	125	150
d3	10	16	20	25	32	40	50	65	80	98	124	150
d11	18	24	28	34	41	52	63	78	93	118	145	175
S	3	3	3	4	4	4	4	5	5	5	4	6

8057 S

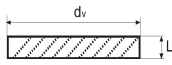
Regard à souder (collier clamp) inox poli | Kijkglas inox gepolijst



NW/DN	10	15	20	25	32	40	50	65	80	100	125	150
d1				26	32	38	50	66	81	100	125	150
d2				29	35	41	53	70	85	104	129	154
d7				23	25	25,5	38	63,5	72	90,5	117,5	142,5
d8				68	68	68	81	108	125	136	175	205
L1				45	45	45	45	51,5	51,5	51,5	51,5	51,5

8058

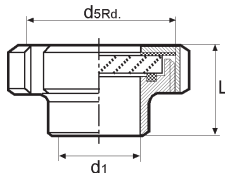
Verre de regard clamp | Glas clamp



NW/DN	10	15	20	25	32	40	50	65	80	100	125	150
dv				33,5	35,5	38	50,5	76	84	103	130	155
L				15	15	15	10	15	15	15	15	15

8050 S

Regard à souder inox poli | Kijkglas inox gepolijst



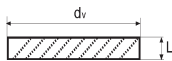
Inox 304L Poli/Gepolijst

Inox 316L Poli/Gepolijst

NW/DN	10	15	20	25	32	40	50	65	80	100	125	150
d1				26	32	38	50	66	81	100	125	150
d5Rd				52x1/6"	58x1/6"	65x1/6"	78x1/6"	95x1/6"	110x1/4"	130x1/4"	160x1/4"	190x1/4"
L				33	36	41	43	48	55	66	57	60

8051

Verre de regard | Glas



NW/DN	10	15	20	25	32	40	50	65	80	100	125	150
dv				42	48	54	66	84	99	117		
L				6	6	10	10	10	12	15		